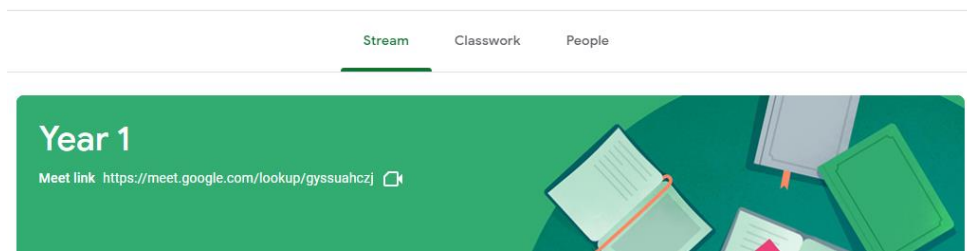


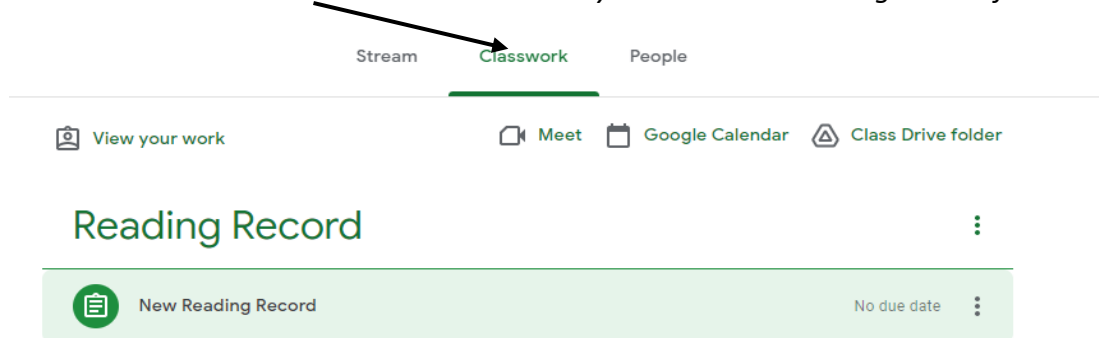
## Using the Google Classroom Reading Record

Here are some instructions to help you find and use your child's reading record:

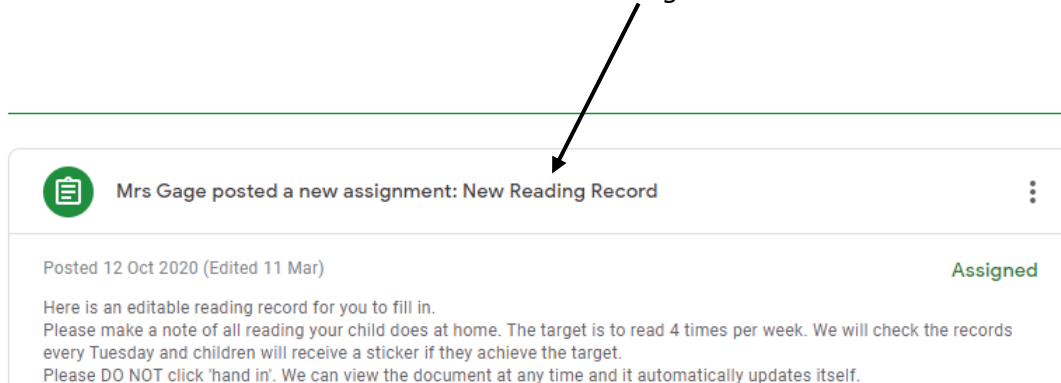
*Sign in and open up the Year 1 Google Classroom page; it will look like this:*




*Click on the 'Classwork' tab. This will allow you to see the Reading Record folder.*



*Click on the heading.*




Click on the reading record thumbnail in 'Your Work'



## New Reading Record



Mrs Gage • 12 Oct 2020 (Edited 11 Mar)

Here is an editable reading record for you to fill in.  
Please make a note of all reading your child does at home. The target is to read 4 times per week. We will check the records every Tuesday and children will receive a sticker if they achieve the target.  
Please DO NOT click 'hand in'. We can view the document at any time and it automatically updates itself.

 Class comments


[Add a class comment](#)

Your work Assigned

  X

[+ Add or create](#)


[Hand in](#)

 Private comments


[Add comment to Mrs Gage](#)

This will open up the reading record that you can edit. DO NOT 'hand in'. The document automatically saves.

(**Handing in**, will prevent you from editing the document until we return it to you!)



### KPS Reading Record



Date	Book title and page number	Comments
13/11/20	Quick Quiz P 1 (before and after reading)	Manage to read all words by sight. Explain the meaning of "quit"
14/11/20	Quick Quiz P 2-7	Good independent reading.
15/11/20	Quick Quiz P 7-end	Read well <u>and good</u> discussion of story after .
01/03/21	Goldilocks and three bears P1-13	Good reading difficult words were "cool, porridges.

Please update your child's reading record each time they read. We would like all children to read 4 times per week. It is very important to reread books they bring home, but you can also make a note of books they read from home.